

NEW & IMPROVED CONFERENCE APP



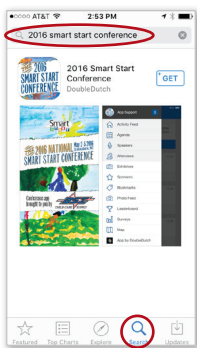
We are pleased to offer another tool to help you enjoy this year's conference; a conference app for your smart phone or tablet. On it you will find features like:

- Activity feed to see what's happening all over the conference
- See & direct message other attendees
- Set your own conference agenda
- Alerts about moved or cancelled workshops
- Complete session listing, information and note taking
- Select bios of speakers
- A Koury Center map (best viewed on a tablet)
- Android and iOS
- Sponsor and exhibitor info
- and More!

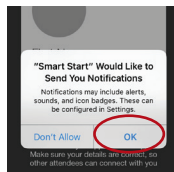


HOW TO GET THE MOST FROM THE CONFERENCE APP

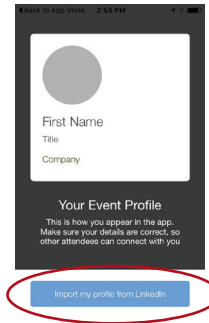
Installing and Getting Started



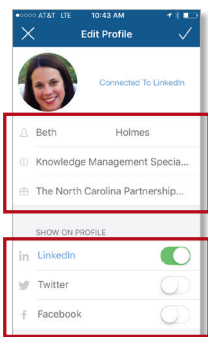
Download the free '2016 Smart Start Conference' app from your App Store.



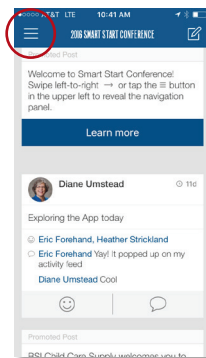
Touch 'OK' to receive notifications. This will make sure you receive conference updates and announcements.



Begin your profile by importing a picture from LinkedIn, choosing one from your phone's library, or taking one with your phone's camera.

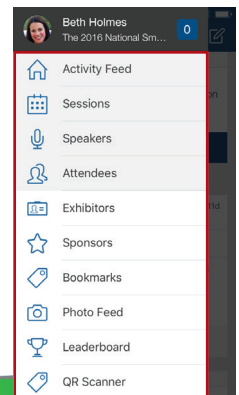


Fill in your name, title, and organization. Connect to LinkedIn, Twitter, and Facebook if you would like to.

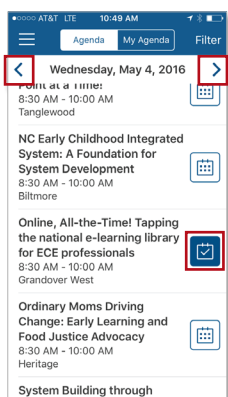


After your profile is complete you will see the 'Activity Feed' screen first each time you open the app.

Touch the 'Menu' button at top left to explore all the app sections and features.

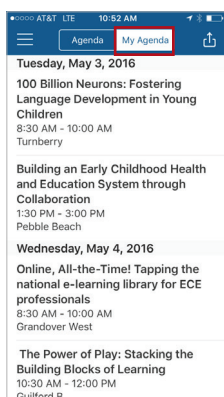


Viewing Sessions and Setting Your Personalized Agenda



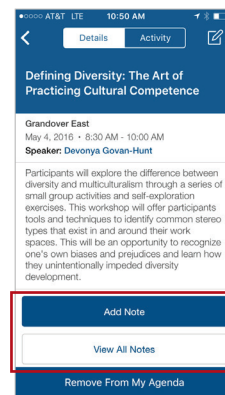
Browse conference sessions in the 'Sessions' tab. Use the arrows to change the date.

Click the calendar icon to add a session to your agenda.

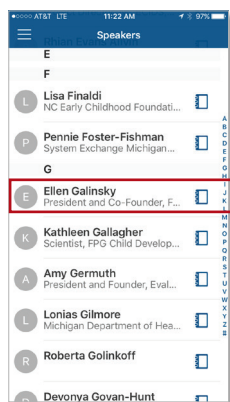


Switch to 'My Agenda' to view or delete the sessions you have chosen.

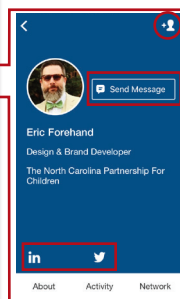
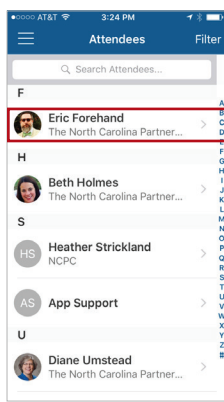
Touch the name of a session to read more about it or add notes.



View Speakers and Connect With Your Fellow Attendees



Search for, view info, and bookmark speakers in the 'Speakers' tab.

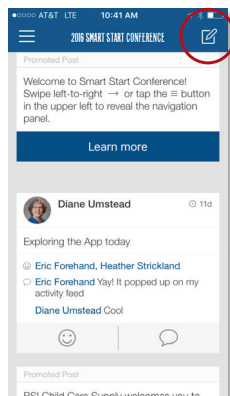


Search for, view info, and connect with other attendees in the 'Attendees' tab.

You can Follow (top right), message, or connect with them via social media.

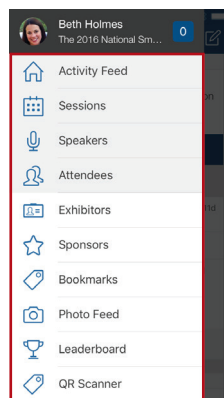
When viewing your own profile use the buttons along the bottom to view your connections and activity.

Share Your Experiences and More!



Use the 'Create Status' icon to share a status on the main activity feed for all conference attendees to engage with.

You can upload photos, what session you're attending and even post it to Facebook and Twitter (don't forget to use #smartstart2016).



Other sections to check out include lists of:

- Exhibitors
- Sponsors
- Things you have bookmarked
- Conference Photos
- the Leaderboard and
- QR Scanner (use for session evaluations)